

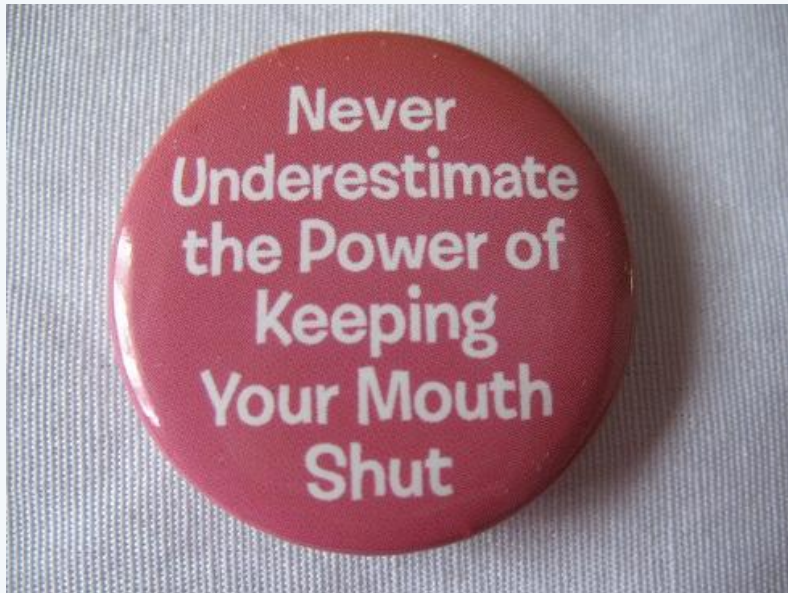


*The Schreyer Institute for Teaching Excellence*

## STUDENT CENTERED DISCUSSION<sup>©</sup>

*There's more to discussion than just talk!*

.....  
Cindy Decker Raynak  
Faculty Consultant  
Sr. Instructional Designer  
cdr1@psu.edu  
.....

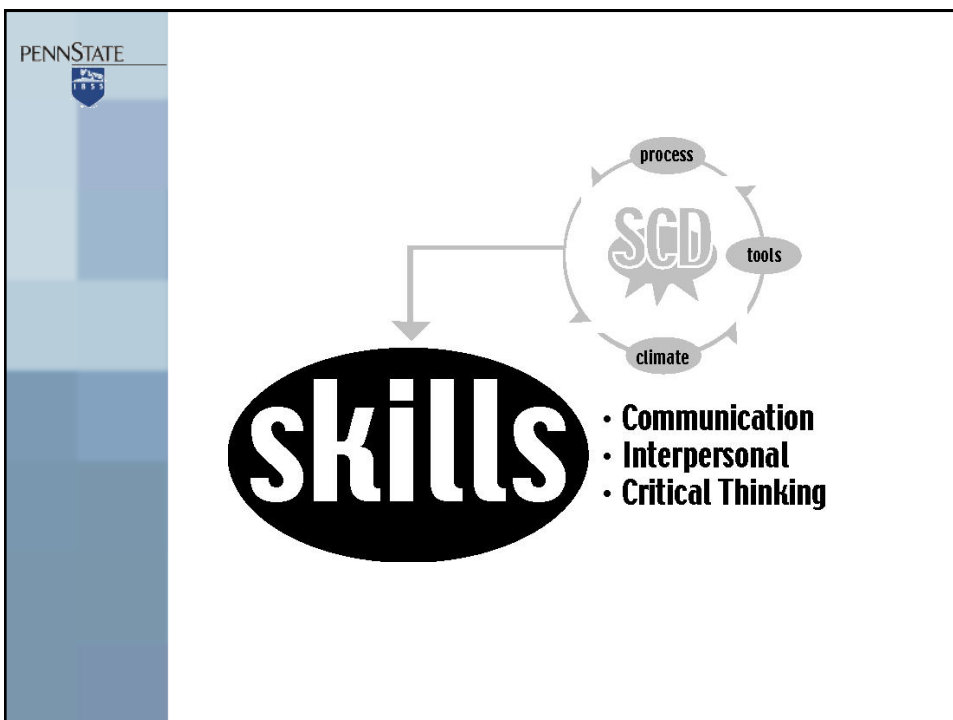



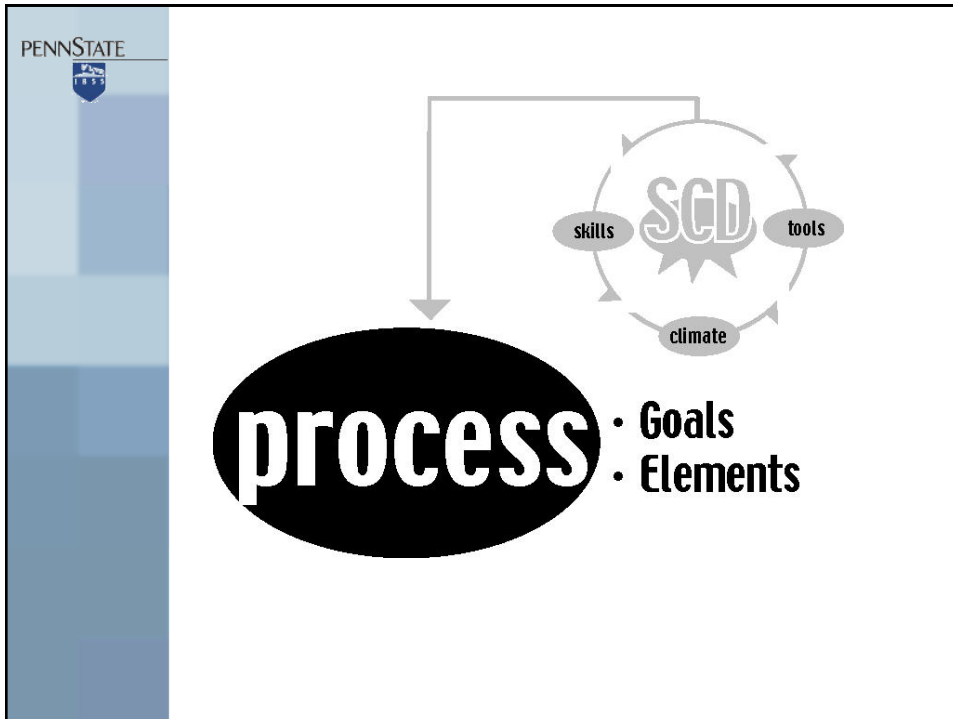
## How SCD works.

1. Text is read/diagram is studied/film clip is shown
2. Participant makes notes/questions on text
3. Guidelines are reviewed
4. Opening move
5. Discussion occurs/notes taken during
6. Review of discussion.
7. Notes/reflections are collected/evaluated

## Components







- PENNSTATE
- ## The Goals of SCD are to
- Become more responsible for learning
  - Strengthen reading and writing skills
  - Increase active listening
  - Enhance critical thinking skills
  - Develop effective interpersonal skills
  - Work collaboratively with others
  - Apply personal and content knowledge
  - Demonstrate accountable behavior

PENNSTATE



## Practicing SCD will help you...


- Become highly articulate
- Think at an advanced level
- Read more effectively
- Be a sparkling conversationalist at parties
- Realize how smart you are

PENNSTATE



## SCD Discussion Elements

- Guidelines for participants
- Role of facilitators
- Warm up activity
- Text for discussion
- Guided and active reading
- Opening move to begin discussion
- Facilitation of process
- Assessment of guidelines
- Follow-up activity



- PENNSTATE
- ## Participation and Interaction Guidelines
1. Be Courteous
  2. Participate Responsibly
  3. Actively Read and Question the Text
  4. Build Ideas on What Others Say
  5. Be Credible: Back Up Your Statements
  6. Stick to the Subject
  7. Question Opinions of Others
  8. Listen Actively
  9. Speak Clearly and Loudly
  10. Strive for Understanding



## Reading #1

1. Warm – Up Question:
  - *Is it ever OK to lie?*
2. Actively read content
3. Focus on guidelines

4. **Build Ideas On What Others Say.**
5. **Be Credible: Back Up Your Statements.**

4. Opening Move.
5. Discuss and Script for 5 – 8 minutes
6. Write Reflection.
7. Debrief Reflection
8. Use Talk Group Assessment.



## Reading #2

1. Warm – Up Question:
  - *Have you ever made an exception that you regretted?*
2. Actively read content.
3. Focus on guidelines

6. **Stick to the Subject**
10. **Strive for Understanding**

4. Opening Move.
5. Discuss and Script for 10 minutes
6. Write Reflection.
7. Debrief Reflection
8. Use Talk Group Assessment.







- ❖ <http://www.schreyer institute.psu.edu>
- ❖ <http://www.schreyer institute.psu.edu/pdf/2012-06-01-SCDPresentation.pdf>
- ❖ <http://www.schreyer institute.psu.edu/pdf/2012-06-01-SCDHandout.pdf>



**Cindy Decker Raynak,**  
Faculty Consultant,  
Sr. Instructional Designer  
cdr1@psu.edu

*Schreyer Institute For Teaching Excellence*

Penn State University  
301 Rider Building  
University Park, PA 16802  
(814) 863-2599